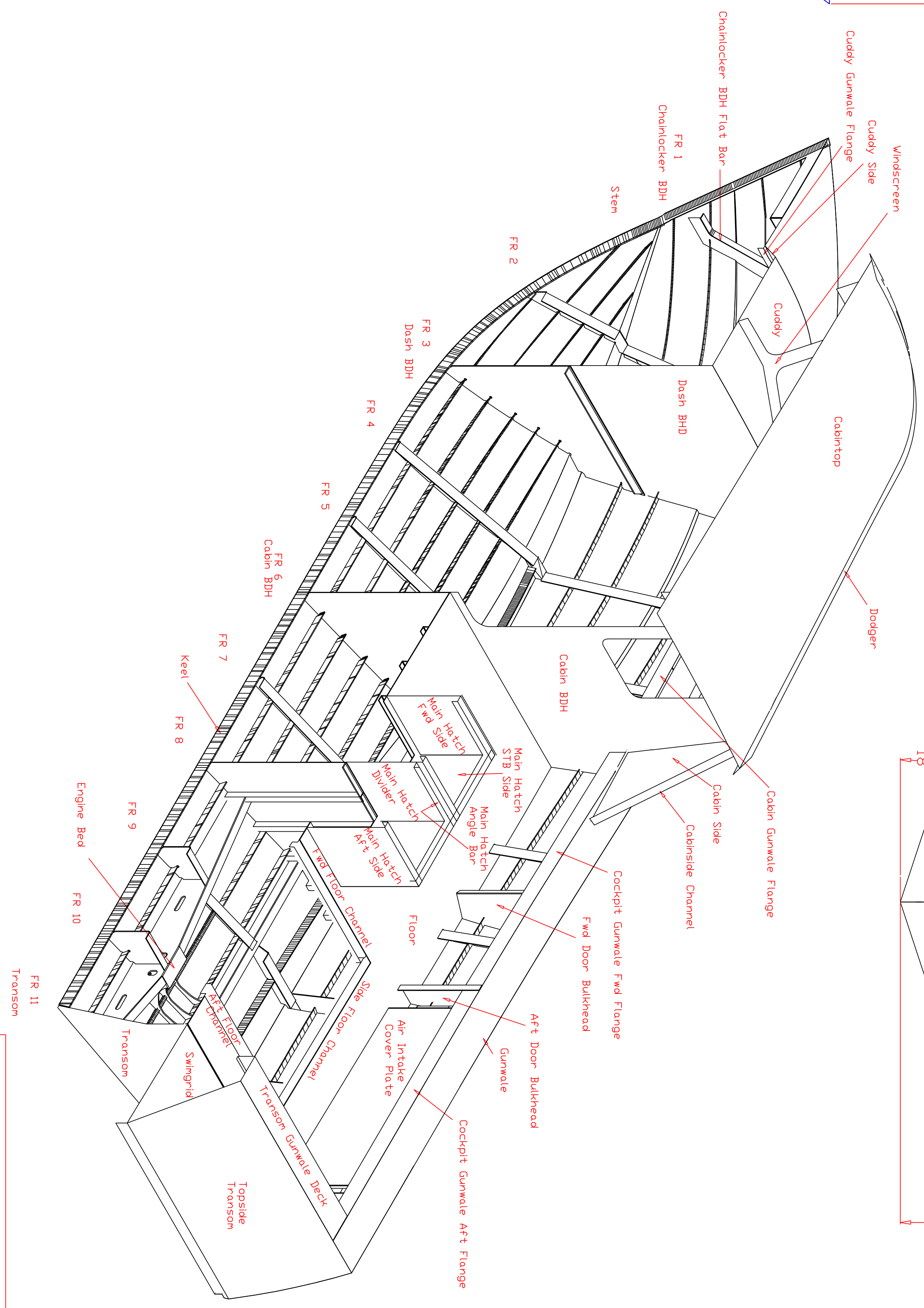
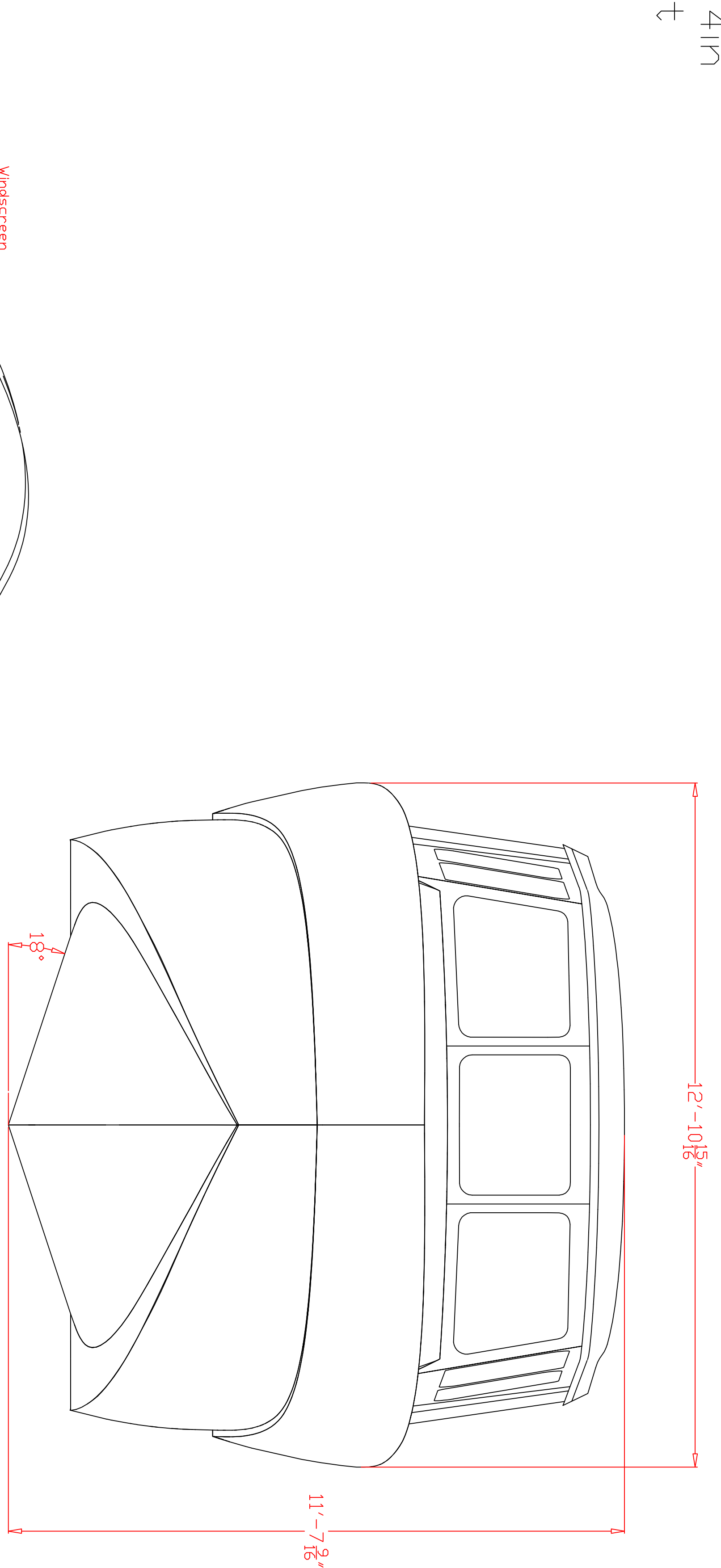
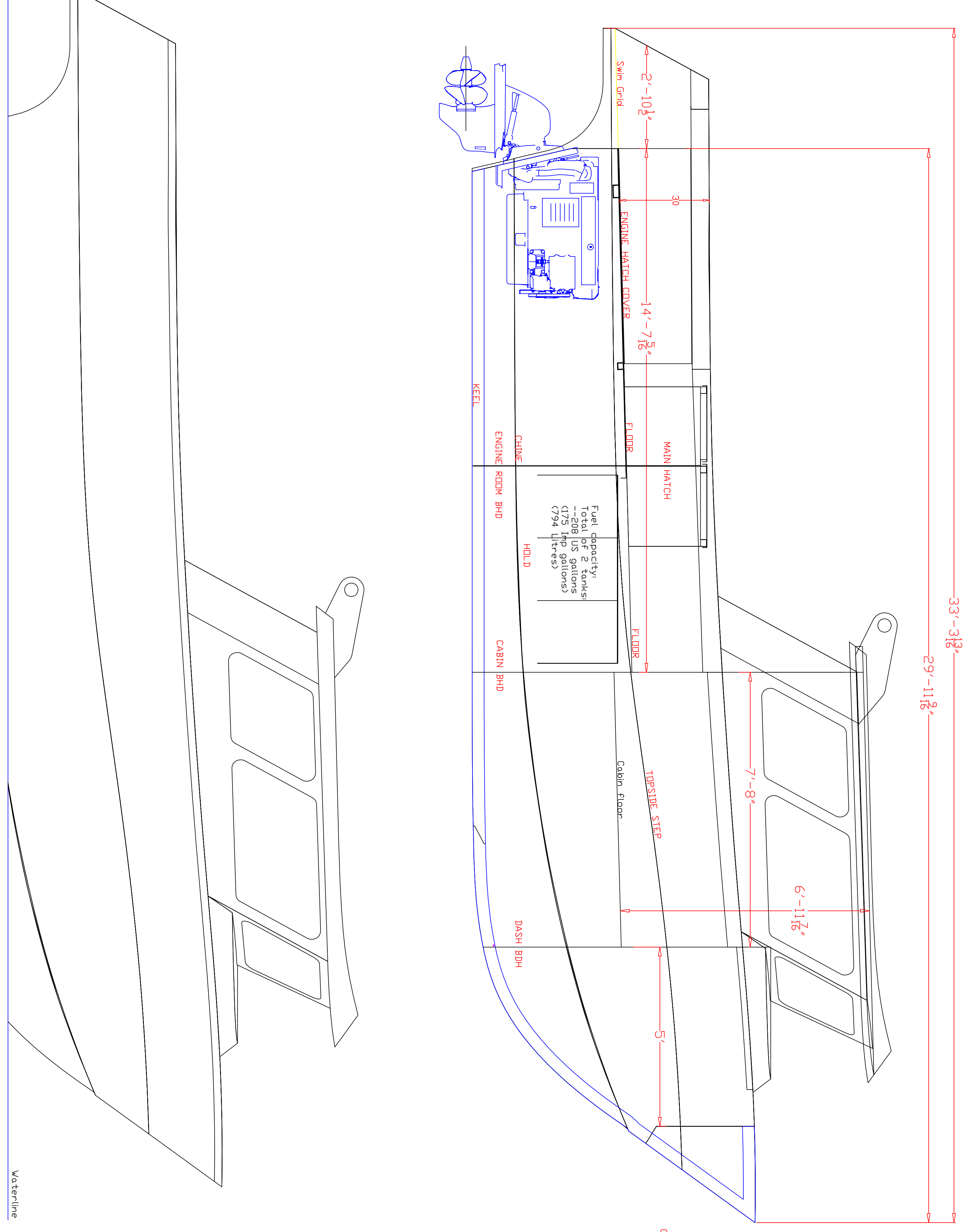


Cope 30ft Prawn Boat twin diesel
 Plate List
 Oct 21-2014

- 3/4" plate 1 sheet - 3/4" x 5ft x 20ft-----5086 H116
 - 1/4" plate 3 sheets-1/4"x4ft x20ft-----5086 H116
 - 5 sheets-1/4"x5ft x20ft-----5086 H116
 - 3 sheets-1/4"x5ftx20ft-----5052 H32
 - 1 sheet-1/4"x6ft x20ft-----5052 H32
 - 3/16" plate 10 sheets- 3/16"x4ft x20ft-----5086 H116
 - 2 sheets- 3/16"x5ftx12ft-----5052 H32
 - 5 sheets- 3/16"x6ftx20ft-----5052 H32
 - 3/32" plate 2 sheets 3/32"x4ftx12ft-----5052 H32
 - 3 sheets 3/32"x5ftx20ft-----5052 H32
 - 1 sheet 3/32"x6ftx20ft-----5052 H32
 - 1/8" plate 2 sheets 6ft x 12 ft 5086 H116
- Total 38 of plates

COPE 30FT PRAWN BOAT STUDY PLAN
 Designed by A.B. Cope Ltd.
 LDA: 33ft 4in
 Beam: 13ft



Cope 30ft Prawn Boat

LDA-----33ft 4in
 BDA-----13ft
 Displacement-----16,117 lbs
 Power-----Two Volvo D5 330hp
 Deadrise-----18 degrees
 Designed by ABCDPE LTD
 Designer 29 5014